



MOONEY

May 14, 2001

NOTICE TO RECIPIENTS OF MOONEY SERVICE BULLETINS M20-275 AND M20-276

Due to delays in the mailing of Mooney Service Bulletins M20-275 and M20-276, the warranty time periods detailed in each service bulletin have been extended as follows:

Service Bulletin M20-275 – Warranty period expires September 22, 2001

Service Bulletin M20-276 – Warranty period expires October 9, 2001

Mooney Technical Publications



SERVICE BULLETIN M20-275

ISSUE DATE January 4, 2001

SUBJECT: ELECTRICAL SYSTEM MODIFICATION, ADDITION TO FUSES TO CHARGING SYSTEM CIRCUIT.

MODELS/S/N

AFFECTED: M20M - S/N 27-0001 THRU 27-0279
M20R - S/N 29-0001 THRU 29-0199
M20S - S/N 30-0001 THRU 30-0039

TIME OF

COMPLIANCE: WITHIN THE NEXT 50 HOURS OF OPERATION

INTRODUCTION: Under certain conditions, the battery intended to get the trickle charge may not charge correctly due to current passing through the diode in an opposite direction. This may be caused by a "spike" load damaging the diode.

INSTRUCTIONS:

1. Remove forward, left hand, tailcone access door.
2. Reference Figure SB M20-275-1 for existing wiring configuration without fuses included.
3. Modify existing wiring configuration by splicing in three fuses within six inches of relay in accordance with schematic as shown in Figure SB M20-275-2.
4. Reference Information Graphics Figures SB M20-275-3 through -7 for visual references and information as needed to accomplish the modification.
5. Perform electrical functional check on the trickle charging system by:
 - A. Energize the Battery Master Switch.
 - B. Select Battery 1 with the Battery Select Switch and ensure that the BAT circuit breaker does not trip.
 - C. Select Battery 2 with the Battery Select Switch and ensure that the BAT circuit breaker does not trip.
 - D. Secure Battery Master Switch.
6. When it has been determined that the system is functioning correctly, re-install the L/H, forward, tailcone access door.

WARRANTY: Mooney Aircraft Corporation will allow up to 1.0 hours labor to complete the wiring modification in accordance with this Service Bulletin, when Warranty Claim paperwork is received by Service Parts within 180 days of the date of this Service Bulletin.

REFERENCE DATA: N/A

PARTS LIST: KIT PART NUMBER M20-275-001

ITEM	PART NUMBER	DESCRIPTION	QTY
1	155020U	FUSE HOLDER (LITTLE)	3
2	313010	FUSE, (10AG-SLO-BLO) (LITTLE)	3

FIGURES/TABLES:

REFER TO FOLLOWING PAGES FOR FIGURES

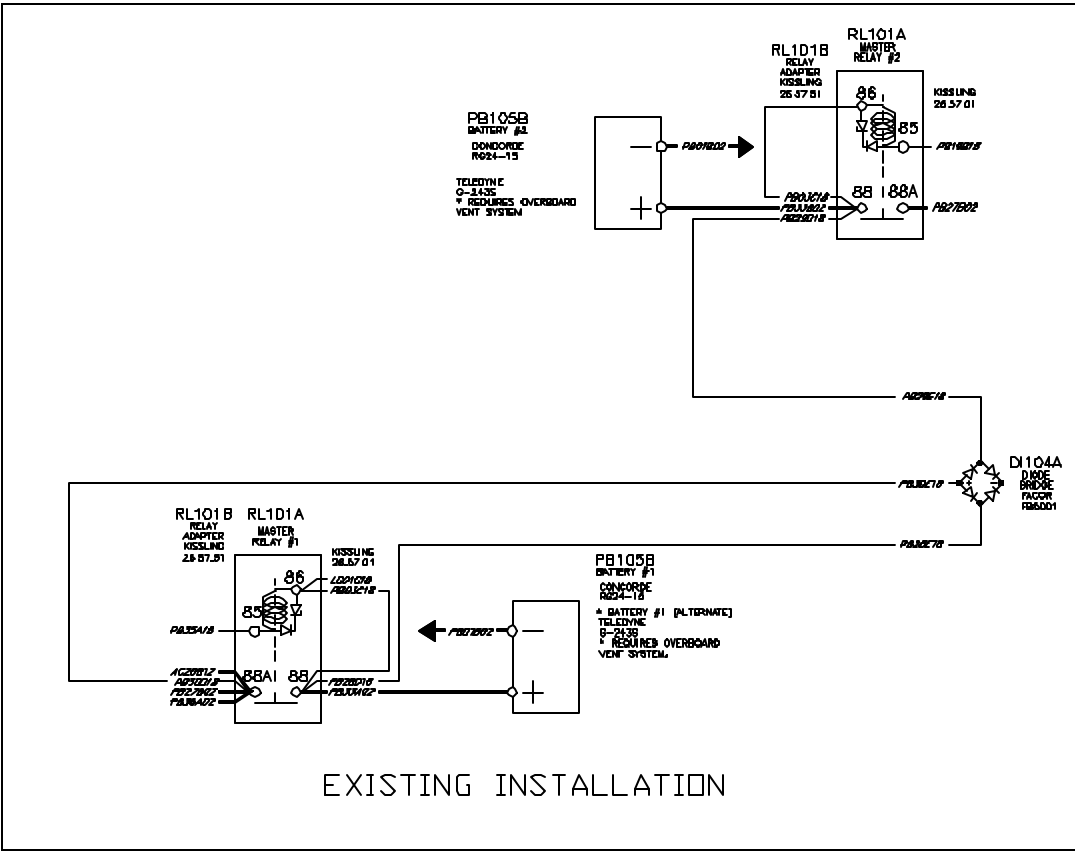


FIGURE SB M20-275- 1

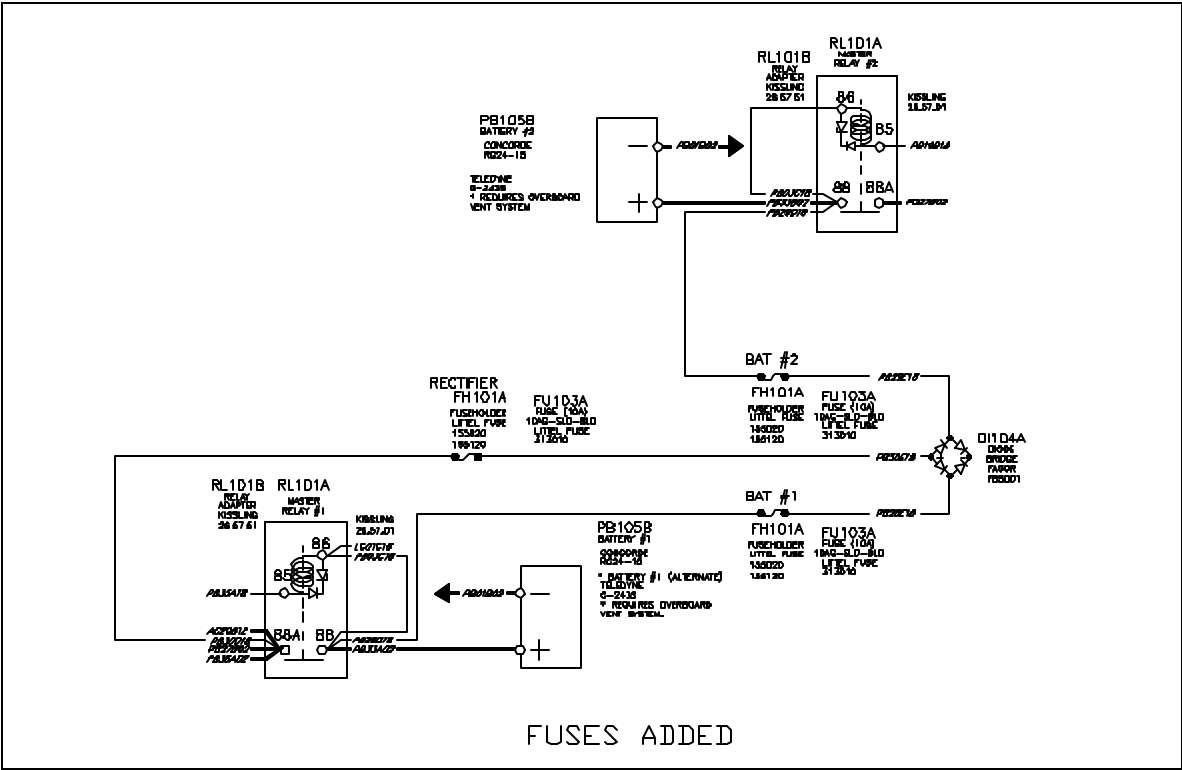


FIGURE SB M20-275- 2




FIGURE SB M20-275- 3




FIGURE SB M20-275- 4




FIGURE SB M20-275- 5




FIGURE SB M20-275- 6




FIGURE SB M20-275- 7